




Guess Who?









Guess Who?



---Cut Out These Playing Cards---



--- Cut Out These Game Pieces --- Use these to cover up the people



Guess Who? Directions

Before you begin playing, cut out the blue game board, the red game board, and the playing cards.

- Step 1: Select a red or blue game board with the faces of all of the Guess Who? people. Your opponent will use the other game board.
- Step 2: Put the 24 playing cards face down and each player draws a card.
- Step 3: The younger person will start by asking a question about their opponent's secret person on their playing card.
- Step 4: Ask questions that help you figure out who the mystery person is on your opponent's playing card. Answer questions with either a "Yes" or a "No." For instance, your first question could be "Does your mystery person have brown hair?" or "Is your mystery person holding something?"
- Step 5: Answer your opponent's question with "yes" or "no" and then your opponent will cover up people who do not fit the answer. If your question was, "Is your mystery person a girl?" and your opponent says no, you can cover all of the people on your game piece who are a girl.
- Step 6: Cover up people with the answers received during each turn.
- Step 7: Use your turn to either ask a question or guess the mystery person. Be sure to narrow your list before asking about a specific mystery person, otherwise, you lose the game.